

2015 Paul Hamm Boys







Meet Results

Men / 4 / 6yrs

Session: 1

Nov 20-22, 2015

Judge's Signatures

Rank	Num	Name	USAG #	Gym							AA
1	416	Sid Strosberg	1017744	Lakeshore Gymnastics	10.700 1	9.700 1	10.700 1	10.300 1	10.500 1T	10.500 1	62.400 1
2T	436	Brayden Byford	1017028	Premier	10.400 2	8.700 2*	9.800 6T	10.100 2	10.500 1T	9.900 3	59.400 2T
2T	425	Hayden Brown	1006251	I K	10.200 3	8.700 2*	10.400 2	9.900 3T	9.900 4	10.300 2	59.400 2T
4	438	Aden Matyja	051070	Gymkhana	9.600 5T	8.100 4	9.600 9T	9.800 6T	10.200 3	9.800 4	57.100 4
5	403	Alex Claiborne	1014312	Premier	9.100 8	7.000 12T	10.300 3	9.800 6T	9.200 8T	8.700 7T	54.100 5
6	452	Joseph From	007230	Bartlett	7.900 16T	7.700 6T	9.300 14T	9.700 8T	9.000 12	9.700 5	53.300 6
7	407	Carver Cohn	0	Crystal Lake	9.700 4	6.300 17T	9.800 6T	9.900 3T	9.200 8T	8.200 10T	53.100 7
8	434	Dylan DeFalco	1014318	Premier	9.300 7	7.400 10T	9.600 9T	9.600 10T	9.100 10T	7.600 17T	52.600 8
9	424	Sam Weis	1008720	I K	8.300 13T	7.000 12T	9.400 13	9.500 13T	9.400 7	8.700 7T	52.300 9
10	470	Breccan Lepkowski	008702	Premier West	9.600 5T	6.000 19T	8.900 17	9.500 13T	9.100 10T	9.100 6	52.200 10
11	401	Neil Sharma		Premier West	8.000 15	7.600 8T	9.200 16	9.500 13T	9.600 5T	8.200 10T	52.100 11
12	475	Connor Garcia	1008078	Gymkhana	8.800 9	6.300 17T	10.100 4	9.600 10T	9.600 5T	7.300 19T	51.700 12
13	450	Ethan Sanchez	007232	Bartlett	7.600 19	7.600 8T	9.900 5	9.900 3T	8.600 13	8.000 13T	51.600 13
14	426	Morgan Szpak	1006240	I K	8.700 10	6.900 14T	9.500 12	9.700 8T	8.000 18	8.700 7T	51.500 14
15	469	David Nendick	008706	Premier West	8.600 11T	7.700 6T	8.800 18T	9.200 18T	8.100 17	8.200 10T	50.600 15
16	471	Anderson Detolve	008700	Premier West	8.300 13T	7.800 5	8.500 20	9.600 10T	8.200 16	8.000 13T	50.400 16
17	435	Louie Diab	1014354	Premier	7.900 16T	7.400 10T	9.300 14T	9.500 13T	8.400 14	7.600 17T	50.100 17
18	472	Austin Bennish	008698	Premier West	7.800 18	6.900 14T	9.700 8	9.100 20	7.900 19	8.000 13T	49.400 18
19	420	Andrew Irvine	1004472	Gym Spot	8.600 11T	6.800 16	8.000 21	9.200 18T	7.800 20	7.300 19T	47.700 19
20	421	Jack Hansen	1004471	Gym Spot	6.600 21	6.000 19T	9.600 9T	9.300 17	8.300 15	6.200 21	46.000 20
21	417	Jaden Kharpak	1023527	Gym Spot	7.200 20	5.700 21	8.800 18T	8.800 21	7.100 21	7.700 16	45.300 21
22	448	Caleb Reed	979623	American Eagles	-- 22	-- 22	-- 22	-- 22	-- 22	-- 22	0.000 22

2015 Paul Hamm Boys







Meet Results

Men / 4 / 7-8yrs

Session: 1

Nov 20-22, 2015

Judge's Signatures

Rank	Num	Name	USAG #	Gym							AA
1	423	Ryan Thompson	1012172	IK	10.500 1T	10.300 1	10.600 2T	10.200 1T	11.200 1	10.200 2	63.000 1
2	428	Lucas Wetzel	650685	Iumn Start	10.500 1T	7.900 9	10.300 10	10.100 3T	9.700 9T	10.900 1	59.400 2
3	405	Aedan Kuch	057592	Premier	9.900 7T	8.600 5	9.900 14T	10.000 5T	10.300 2T	9.500 5T	58.200 3
4	406	Steven Robbins	057608	Premier	9.500 13	8.900 4	10.500 5	9.800 10T	9.800 6T	9.100 11T	57.600 4
5T	433	Hunter Pawlowski	1013968	Flving High	10.200 3T	7.700 12T	9.900 14T	10.000 5T	9.700 9T	9.400 7T	56.900 5T
5T	430	Andrew Sparks	650679	Iumn Start	9.600 10T	9.200 2	10.100 11	9.900 8T	9.400 13T	8.700 15T	56.900 5T
7	444	Parker Schmidt	1014364	Premier	9.400 14T	7.700 12T	10.700 1	9.900 8T	9.400 13T	9.500 5T	56.600 7
8	473	Garrett Anderson	098696	Premier West	9.900 7T	8.200 6T	9.900 14T	9.500 25T	9.100 23	9.900 3	56.500 8
9	466	Kamran Alikhan	1013965	Flving High	10.200 3T	7.300 23T	10.000 12T	9.700 16T	9.200 18T	9.300 9	55.700 9
10T	457	Moubarak Adjibade	1014314	Champaign	10.000 5T	8.000 8	10.600 2T	10.100 3T	8.400 31	8.500 18	55.600 10T
10T	441	Elliot Davis	1017947	Premier	9.600 10*	7.400 20T	10.400 6*	10.000 5T	9.900 4*	8.300 21T	55.600 10T
10T	402	Ryan Enright	057581	Premier	9.600 10*	8.200 6T	10.400 6*	9.600 20T	9.900 4*	7.900 24	55.600 10T
13	459	Ian Pan	071766	Champaign	9.400 14T	7.700 12T	9.400 24T	9.800 10T	9.800 6T	9.200 10	55.300 13
14T	454	Evan Vlahovich	1014444	Champaign	9.200 17	7.400 20T	10.600 2T	9.800 10T	9.200 18T	8.900 13	55.100 14T
14T	476	Alexander Stenz	062250	Premier West	8.700 25T	7.300 23T	10.400 6T	9.500 25T	9.600 11	9.600 4	55.100 14T
16	477	Ian Hawkins	062249	Premier West	9.700 9	7.600 17T	9.500 21T	9.400 31T	9.400 13T	9.400 7T	55.000 16
17	429	Samuel Swain	650682	Iumn Start	9.000 19T	7.800 10T	10.000 12T	10.200 1T	9.400 13T	8.400 19T	54.800 17
18T	440	Matt Pishotta		Crystal Lake	10.000 5T	7.000 28	9.800 18*	9.800 10T	9.200 18T	8.800 14	54.600 18T
18T	404	Evan Mehta	057987	Premier	9.300 16	9.000 3	9.800 18*	9.500 25T	8.900 24T	8.100 23	54.600 18T
20	474	Ryan Schaefer	074363	Crystal Lake	9.000 19T	6.100 33	10.400 6T	9.800 10T	10.300 2T	8.400 19T	54.000 20
21	443	Kellen Johnson	1014360	Premier	8.800 22T	7.200 25T	8.500 32T	9.500 25T	9.800 6T	9.100 11T	52.900 21
22	409	Quinnland Einfeldt	064620	Summit Gym	8.600 27	7.200 25T	9.400 24T	9.500 25T	9.200 18T	8.700 15T	52.600 22
23	442	Krustupas Karckauskas	1018309	Premier	8.800 22T	7.600 17T	9.100 27T	9.700 16T	8.800 26T	8.300 21T	52.300 23
24	439	William Sutherland	074360	Crystal Lake	8.700 25T	6.900 29	9.900 14T	9.700 16T	9.300 17	7.600 25T	52.100 24
25	419	Dylan Valeroso	1011373	Gym Spot	9.100 18	7.800 10T	9.400 24T	9.600 20T	8.500 30	7.600 25T	52.000 25
26	467	Ryan Martinez	1013967	Flving High	8.000 28	7.500 19	9.500 21T	9.600 20T	8.700 28	8.600 17	51.900 26
27	465	Quinton Villanueva	098710	Premier West	8.800 22T	7.400 20T	9.700 20	9.100 34	9.500 12	6.400 31	50.900 27
28	437	Elias Argyris	1015929	Premier	8.900 21	7.700 12T	9.450 23	9.700 16T	8.800 26T	6.300 32	50.850 28
29	451	Lucas Guerra	007331	Bartlett	7.400 30	7.700 12T	9.100 27T	9.800 10T	8.300 32	7.400 28	49.700 29
30	418	Tovi Kharpak	1023526	Gym Spot	6.800 33	6.700 30	8.700 30	9.600 20T	9.200 18T	7.600 25T	48.600 30
31	468	Kolton Rizzo	098709	Premier West	7.700 29	6.500 31	9.000 29	9.200 33	8.900 24T	6.900 29	48.200 31
32	447	Christian Wiechering	1007838	Ultimate	7.300 31	7.200 25T	8.500 32T	9.400 31T	8.600 29	6.000 33	47.000 32







2015 Paul Hamm Boys

Meet Results

Nov 20-22, 2015

Men / 4 / 7-8yrs

Session: 1

Rank	Num	Name								AA
		USAG # Gym								
33	464	Talon Kruse	6.900	6.000	8.400	9.600	7.500	6.700	45.100	
		1009987 Fire House	32	34	34	20T	33	30	33	
34	445	Joseph Cazzini	6.600	6.400	8.600	9.500	6.800	5.400	43.300	
		1007845 Ultimate	34	32	31	25T	34	34	34	

2015 Paul Hamm Boys







Meet Results

Men / 4 / 9+ yrs

Session: 1

Nov 20-22, 2015

Judge's Signatures

Rank	Num	Name	USAG #	Gym							AA
1	414	Kobe Clark	1019752	Havasaki	11.100	8.800 3T	9.900 5T	9.600 13T	9.700 6T	10.000	59.100 1
2	461	Ryan Saranzak	1015789	Fire House	10.000	8.800 3T	10.200 1	10.100 1T	9.200 14	8.900 5T	57.200 2
3T	408	Aidan Lewis	964621	Summit Gym	9.900 3	8.000 8T	10.000 3T	9.600 13T	9.700 6T	8.900 5T	56.100 3T
3T	453	Daniel Heumann	1014247	Champaign	9.500 9T	7.600 11	9.700 9T	9.700 9T	9.900 3	9.700 2T	56.100 3T
5	412	Miles Wood	1022050	Havasaki	9.600 7T	8.000 8T	9.800 8	10.100 1T	9.100 15T	9.300 4	55.900 5
6	431	Jonathan Rattenborg	659678	Lynn Start	9.700 5T	6.800 17	9.500 11T	10.000 3T	9.800 4T	9.700 2T	55.500 6
7T	449	Dominic Gentile	1013966	Flving High	9.600 7T	7.300 13T	10.100 2	9.800 8	9.700 6T	8.900 5T	55.400 7T
7T	413	Jack Peyton	1020703	Havasaki	9.800 4	9.300 1	9.200 15	9.700 9T	9.400 11	8.000 15	55.400 7T
9	455	Langston Span	1014235	Champaign	9.700 5T	7.200 15T	9.900 5T	9.700 9T	10.000 1T	8.500 11	55.000 9
10T	446	Matthew Vakilynejad	1007839	Ultimate	8.200 19	7.700 10	10.000 3T	9.400 17T	10.000 1T	8.900 5T	54.200 10T
10T	427	Angus Maag	965527	Lynn Start	8.400 18	8.600 5	9.900 5T	10.000 3T	9.100 15T	8.200 13	54.200 10T
12T	463	Christian Pavlicek	1009989	Fire House	9.500 9T	7.300 13T	9.700 9T	9.500 15T	9.300 12T	8.800 9	54.100 12T
12T	432	Zachary Buita	1007847	Ultimate	8.700 14T	8.500 6	9.400 13	9.400 17T	9.500 9T	8.600 10	54.100 12T
14	415	Matthew Frerichs	1017719	Havasaki	8.600 16	8.900 2	8.800 17T	9.500 15T	9.800 4T	7.900 16	53.500 14
15	411	Thomas Nardi	1025691	Havasaki	9.300 11	8.200 7	8.900 16	9.700 9T	9.300 12T	7.500 17	52.900 15
16	422	Bryan Tirva	1017123	Oak Lawn Pirouettes	8.500 17	7.400 12	9.500 11T	10.000 3T	9.500 9T	7.200 18	52.100 16
17	458	Keaton Roether	971767	Champaign	9.100 12	7.200 15T	8.800 17T	10.000 3T	7.900 19	8.400 12	51.400 17
18	462	Aiden Lindsey	1009990	Fire House	8.700 14T	6.700 18	9.300 14	10.000 3T	8.100 18	8.100 14	50.900 18
19	460	Ibrahim Aykal	971762	Champaign	8.900 13	6.100 19	8.000 19	9.400 17T	8.800 17	6.000 19	47.200 19







2015 Paul Hamm Boys

Team Results

Men / 4 / All Ages

Nov 20-22, 2015

Session: 1

Rank	Gym	Team	Score						
1	Premier	1	177.80	29.900 1	26.600 1	31.600 1	30.100 2	30.700 1	28.900 3T
2	I K	1	175.40	29.400 3	26.000 2	30.500 3	29.800 4	30.500 2	29.200 2
3	Jump Start	1	174.40	29.800 2	25.700 3	30.400 4	30.300 1	28.900 4	29.300 1
4	Champaign	1	171.00	29.200 4T	23.300 6	31.100 2	29.900 3	29.700 3	27.800 5
5	Premier West	1	169.10	29.200 4T	23.700 4	30.000 6	28.600 7	28.700 6	28.900 3T
6	Crystal Lake	1	162.70	28.700 6	20.200 9	30.100 5	29.500 5	28.800 5	25.400 6
7	Ultimate	1	155.50	24.200 8	23.400 5	28.000 8	28.300 9	28.100 7	23.500 8
8	Bartlett	1	154.60	22.900 9	23.000 7	28.300 7	29.400 6	25.900 9	25.100 7
9	Gym Spot	1	151.40	24.900 7	21.300 8	27.800 9	28.500 8	26.000 8	22.900 9

2015 Paul Hamm Boys

Meet Results

Nov 20-22, 2015

Page: 1
Printed: 11/30/2015 9:34:05 AM

Men / 5 / 7-8yrs

Session: 2

Judge's Signatures

Rank	Num	Name	Gym							AA
1	501	Zander Malanis	Lakeshore Gymnastics	11.700 1	11.900 1	11.200 4	10.100 3	11.300 2	10.500 1	66.700 1
2	507	Maximus Kongabel	Lakeshore Gymnastics	11.600 2	11.500 2	11.600 3	9.900 6T	10.900 4	9.400 6	64.900 2
3	508	Andrey Kostyshak	Lakeshore Gymnastics	11.400 3	10.800 3	11.700 2	9.800 9T	11.500 1	9.100 9T	64.300 3
4	564	Kent Itai	Gymkhana	11.200 4	10.100 5	11.000 5T	9.700 12T	11.000 3	9.900 2T	62.900 4
5	534	Tyler Samaan	Bartlett	11.100 5	10.200 4	10.600 14T	9.800 10T	10.400 6T	9.900 3T	62.000 5
6	526	Kody Tokunaga	Gymkhana	10.300 6T	8.700 16T	10.400 16T	9.900 7T	10.400 7T	9.600 4	59.300 6
7	565	Sergio Hernandez	Gymkhana	10.300 7T	9.400 7	10.000 25T	10.200 2	10.000 8T	8.200 18T	58.100 7
8	514	Zane Smith	Gym Spot	8.400 27T	8.500 20	11.800 1	9.500 19T	10.800 5	8.900 11T	57.900 8
9T	547	Daniel Sanjuanico	Premier West	9.800 11	7.800 25T	10.800 7T	9.900 8T	10.000 9T	9.300 7	57.600 9T
10T	515	Thomas Girzadas	Oak Lawn Pirouettes	9.600 14T	9.200 9	10.700 9T	10.300 1	9.200 15T	8.600 13T	57.600 10T
11T	559	Iann Lemus	Premier	9.900 10	9.500 6	10.300 20T	9.700 13T	8.700 23	9.500 5	57.600 11T
12	518	Michael Kristofka Jr.	I K	9.700 12T	9.300 8	10.400 17T	10.000 4T	9.500 10T	8.200 19T	57.100 12
13	528	Rocco Alessi	Premier	9.700 13T	8.700 17T	10.700 10T	9.800 11T	9.400 12T	8.100 20	56.400 13
14	523	Patrick Malone	Premier	10.100 8	8.800 12T	10.300 21T	9.700 14T	8.100 28T	9.100 10T	56.100 14
15	551	Vashon Gates	Crystal Lake	10.000 9	8.800 13T	10.700 11T	9.500 20T	9.100 17T	7.700 25T	55.800 15
16	550	Niko Villacci	Premier West	9.100 20T	7.300 29	10.300 22T	10.000 5T	9.300 14	9.200 8	55.200 16
17	522	Peyton Balanag	Ultimate	9.600 15T	8.200 23	10.700 12T	9.500 21T	9.100 18T	7.900 21T	55.000 17
18	520	Simon Joshi	I K	8.500 25T	7.800 26T	11.000 6T	8.800 34	9.100 19T	8.900 12T	54.100 18
19	599	Jacob Duffy	Premier West	8.900 23	7.800 27T	10.400 18T	9.600 16T	8.100 29T	8.600 14T	53.400 19
20	524	John Mammoser IV	Premier	9.500 16	9.000 11	9.900 28T	8.400 36T	9.500 11T	6.800 33T	53.100 20
21T	558	Jacob Mateja	Premier	8.100 30	8.400 21T	10.800 8T	9.100 29	9.400 13T	7.000 31*	52.800 21T
22T	560	Kane Benedito	Premier	9.400 17T	8.000 24	10.000 26T	9.400 25	9.000 20	7.000 30*	52.800 22T
23	553	Xander Riley	Crystal Lake	7.400 33	8.600 18T	10.700 13T	9.300 26T	8.600 24T	7.900 22T	52.500 23
24	536	Nolan Wishall	Champaign	9.100 21T	8.400 22T	9.800 30T	9.000 30T	7.700 34T	8.400 17	52.400 24

2015 Paul Hamm Boys







Meet Results

Nov 20-22, 2015

Page: 2
Printed: 11/30/2015 9:34:05 AM

Men / 5 / 7-8yrs

Session: 2

Rank	Num	Name	Gym							AA
25	519	Owen Lee	I K	9.400 18T	6.400 33T	10.600 15T	9.600 17T	7.800 32T	8.500 15T	52.300 25
26	506	Michael Sherman	Lakeshore Gymnastics	9.300 19	9.100 10	9.400 36	9.500 22T	7.800 33T	7.000 32T	52.100 26
27	556	John Wrobel	Premier	7.900 31T	8.600 19T	10.400 19T	8.500 35	8.900 21	7.600 27	51.900 27
28	557	Robert Steffes	Premier	7.900 32T	8.800 14T	9.800 31T	9.500 23T	8.300 27	7.400 28	51.700 28
29	549	Owen Greenfield	Premier West	7.300 34T	8.800 15T	9.700 33T	9.500 24T	7.700 35T	8.500 16T	51.500 29
30	533	Trever Schuler	Bartlett	7.200 36	7.000 30T	10.300 23T	8.400 37T	9.200 16T	7.700 26T	49.800 30
31	512	Kessler Magrow	Gym Spot	8.500 26T	6.900 32	8.800 38	9.700 15T	7.700 36T	7.800 24	49.400 31
32	513	Andrei Nikonchuk	Gym Spot	8.800 24	5.000 36T	9.900 29T	9.600 18T	8.500 26	7.300 29	49.100 32
33T	548	Anthony Hintz	Premier West	8.400 28T	5.600 35	10.100 24	8.900 32T	7.900 30T	7.900 23T	48.800 33T
34T	562	Nicholas Flaugher	Crystal Lake	8.300 29	6.400 34T	10.000 27T	9.300 27T	8.800 22	6.000 36	48.800 34T
35	532	Joseph Phillips	Bartlett	9.100 22T	7.000 31T	8.900 37	9.300 28T	8.600 25T	5.500 37	48.400 35
36	509	Yohan Malhotra	Gym Spot	7.000 37T	7.400 28	9.800 32T	9.000 31T	7.300 37	6.800 34T	47.300 36
37	511	Ryan Phelan	Gym Spot	7.300 35T	4.900 39	9.700 34T	8.900 33T	7.900 31T	6.400 35	45.100 37
38	521	Joseph Raquel	Ultimate	7.000 38T	5.000 37T	9.500 35	8.300 39	6.900 38	5.000 38T	41.700 38
39	510	Ryan Arett	Gym Spot	6.200 39	5.000 38T	8.500 39	8.400 38T	6.700 39	5.000 39T	39.800 39

2015 Paul Hamm Boys







Meet Results

Men / 5 / 9-10yrs

Nov 20-22, 2015

Session: 2

Judge's Signatures

Rank	Num	Name	USAG #	Gym							AA
1	563	Moises Calvin-Garcia	628692	Gymkhana	10.500 1T	9.600 3	10.600 4T	10.500 1T	9.900 2	9.700 3T	60.800 1
2	527	Timothy Engman	634762	Premier	10.100 4T	10.500 1	10.600 4T	10.500 1T	10.100 1	7.200 17	59.000 2
3	525	Cayden Versetto	627396	Gymkhana	8.800 15T	8.900 5	11.100 1	10.400 3	9.400 7T	9.800 1T	58.400 3
4	545	Will Taylor	586725	Flving High	9.500 10	9.100 4	10.000 10T	10.000 4	9.400 7T	9.800 1T	57.800 4
5	566	Landon Descourouez	954353	Gymkhana	10.200 3	8.000 13T	9.800 16T	9.900 5T	9.100 11T	9.100 6	56.100 5
6	531	Avi Sharon	578997	Premier	10.000 6	7.900 15	10.800 2	8.600 20T	9.000 13	9.700 3T	56.000 6
7	538	Trent Zolman	971710	Fire House	9.400 11T	8.300 9	9.500 20	9.800 7T	9.100 11T	9.300 5	55.400 7
8	544	Dellie Wright	939274	Oak Lawn Pirouettes	8.600 19	10.100 2	10.000 10T	9.500 13T	8.800 14	7.500 14	54.500 8
9T	503	Alex Krebs	646080	Summit Gym	8.700 17T	7.200 17T	10.000 10*	9.700 10	9.700 3T	9.000 7	54.300 9T
9T	537	Eric Vlahovich	647542	Champaign	9.600 7T	8.800 6T	10.000 10*	8.900 19	9.200 10	7.800 11T	54.300 9T
11	502	Talen Butler	964618	Summit Gym	10.500 1T	8.600 8	10.400 7	9.600 11T	7.500 20	7.300 15T	53.900 11
12	530	Michael McCann	959960	Flving High	9.600 7T	6.700 20	10.500 6	9.600 11T	8.700 15T	8.500 8	53.600 12
13	555	Brady Bechtel	975060	Premier	10.100 4T	7.100 19	9.900 14T	8.600 20T	9.700 3T	7.800 11T	53.200 13
14	529	Max Gavin	581931	Premier	9.400 11T	8.200 10T	9.600 19	9.800 7T	8.300 17T	7.600 13	52.900 14
15	543	Erik Skogsberg	962243	Premier West	9.000 13T	6.400 21	9.900 14T	9.300 16T	9.700 3T	8.000 9T	52.300 15
16T	561	Caden Chan	983723	Crystal Lake	6.900 21	8.100 12	10.700 3	9.800 7T	9.600 6	7.100 18	52.200 16T
16T	540	Nikolas Bruser	998699	Premier West	7.600 20	8.200 10T	10.200 9	9.500 13T	8.700 15T	8.000 9T	52.200 16T
18	552	Parker Leonard	651109	Crystal Lake	8.800 15T	7.500 16	9.800 16T	9.200 18	9.400 7T	7.300 15T	52.000 18
19	516	Harrison Dale	940199	Oak Lawn Pirouettes	9.600 7T	8.800 6T	9.400 21	9.300 16T	8.300 17T	5.600 21	51.000 19
20	546	Alex Snyder	954310	Flving High	9.000 13T	8.000 13T	9.800 16T	9.900 5T	7.600 19	6.600 20	50.900 20
21	554	Austin Pishotta	974361	Crystal Lake	8.700 17T	7.200 17T	10.300 8	9.400 15	6.300 21	7.000 19	48.900 21

2015 Paul Hamm Boys







Meet Results

Nov 20-22, 2015

Men / 5 / 11+yrs

Session: 2

Judge's Signatures

Rank	Num	Name	USAG #	Gym							AA
1	539	Brandon Bernardo	971582	Fire House	9.200 3	10.300 1	11.100 1	9.500 4	10.100 1	10.300 1	60.500 1
2	517	Xander Dale	940197	Oak Lawn Pirouettes	10.900 1	8.300 2T	9.800 3	9.700 3	8.600 3	9.200 2	56.500 2
3	505	Chase Kurrle	439999	Summit Gym	8.800 4	8.300 2T	10.000 2	9.800 2	9.000 2	8.800 3	54.700 3
4	504	Jaxon Slankard	517501	Summit Gym	10.700 2	6.000 4	9.300 4	10.500 1	7.500 5	6.000 5	50.000 4
5	535	Dema Evans	971763	Champaign	7.000 5	5.000 5	9.200 5	9.300 5	8.000 4	7.500 4	46.000 5







2015 Paul Hamm Boys

Team Results

Men / 5 / All Ages

Nov 20-22, 2015

Session: 2

Rank	Gym	Team	Score						
1	Lakeshore Gymnastics	1	195.90	34.700 1	34.200 1	34.500 1	29.800 4	33.700 1	29.000 2
2	Gymkhana	1	185.70	32.000 2	29.100 2	32.700 2	31.100 1	31.400 2	29.400 1
3	Premier	1	179.30	30.300 3	29.000 3	32.300 3	30.100 2	29.300 3	28.300 3
4	Oak Lawn Pirouettes	1	170.10	30.100 4	28.100 4	30.500 7	29.500 5T	26.600 8	25.300 5
5	Premier West	1	169.80	27.900 6	24.800 6	31.500 5T	29.500 5T	29.000 4	27.100 4
6	Summit Gym	1	165.80	30.000 5	24.100 8	30.400 8	30.000 3	26.200 9	25.100 6
7	Crystal Lake	1	164.80	27.500 7	25.500 5	32.100 4	28.700 8	28.100 6	22.900 10
8	Bartlett	1	160.20	27.400 8	24.200 7	29.800 9	27.500 9	28.200 5	23.100 9
9	Gym Spot	1	160.00	25.700 9T	22.800 9	31.500 5T	28.800 7	27.200 7	24.000 7
10	Champaign	1	152.70	25.700 9T	22.200 10	29.000 10	27.200 10	24.900 10	23.700 8

2015 Paul Hamm Boys







Meet Results

Men / 6 / 6-10yrs

Session: 3

Nov 20-22, 2015

Judge's Signatures







Rank	Num	Name	USAG #	Gym							AA
1	605	Jelani Scott	585948	Lakeshore Gymnastics	11.700 1T	11.000 1	11.800 1T	9.900 2T	11.700 1	11.200 2T	67.300 1
2	604	Oleksandr Shybitov	652251	Lakeshore Gymnastics	11.700 1T	10.500 3	11.750 3	9.500 9T	11.500 2	11.300 1	66.250 2
3	612	Sasha Bogonosiuik	588571	IK	11.500 3	10.800 2	11.800 1T	10.000 1	10.600 3	11.200 2T	65.900 3
4	671	Jake Scalise	559407	Premier	10.300 4	9.300 5T	10.300 9T	9.700 5T	10.400 4T	9.000 8T	59.000 4
5	659	Adam Baker	524208	Premier West	9.800 8	9.300 5T	10.200 11	9.500 9T	9.700 9T	8.800 11T	57.300 5
6	655	Jaxson Dunbar	581272	Premier West	8.300 25T	9.000 7T	10.400 7T	9.400 14T	9.900 7	10.000 4	57.000 6
7	667	Nathan Hiar	624768	Premier	9.600 9T	8.400 12	10.100 12	9.600 7T	9.800 8	9.000 8T	56.500 7
8	656	Brandon Baker	581271	Premier West	9.100 15T	8.300 13T	9.900 17T	9.700 5T	10.400 4T	8.800 11T	56.200 8
9	657	Giovanni Mantia	524218	Premier West	8.900 18	9.400 4	10.000 13T	9.400 14T	9.200 14	7.900 27	54.800 9
10	651	Jeremy Bohlin	584627	Premier West	10.000 7	6.800 26	11.500 4	8.700 38T	9.000 17T	8.700 13T	54.700 10
11	646	Aidan Murray	998705	Premier West	8.800 19T	7.000 23T	9.900 17T	9.600 7T	10.200 6	8.700 13T	54.200 11
12	620	Elliot Harold	652556	Ultimate	8.000 29	8.700 9	10.400 7T	9.300 20T	9.000 17T	8.500 16T	53.900 12
13	668	Hunter Ernst	624764	Premier	8.700 21	8.000 18	9.200 33	9.300 20T	9.300 12T	9.100 5T	53.600 13
14	616	Renny Barnitz	946357	Fimhurst Gymnastics	10.100 5T	9.000 7T	8.200 39	9.200 29T	8.600 21T	8.000 22T	53.100 14
15	653	Christopher Nendick	581281	Premier West	8.600 22T	8.500 11	9.600 24T	9.200 29T	9.100 15T	8.000 22T	53.000 15
16	608	Zander Magrow	572125	Gym Spot	9.100 15T	7.900 19	9.600 24T	9.900 2T	9.100 15T	7.000 35	52.600 16
17	627	Dominic DiBrizzi	628281	Flving High	8.600 22T	7.000 23T	9.800 21T	9.300 20T	9.700 9T	8.000 22T	52.400 17
18T	645	Trevor Nonnenmann	998708	Premier West	10.100 5T	8.100 17	10.000 13T	9.400 14*	8.500 23T	6.100 38	52.200 18T
18T	623	Johnathan Anno	552465	Ultimate	9.400 12T	6.300 30T	9.600 24T	9.400 14*	9.400 11	8.100 20T	52.200 18T
20	637	Ben Wilson	971769	Champaign	9.600 9T	6.500 27T	10.500 5T	9.300 20T	7.300 32T	8.400 19	51.600 20
21	644	Joel Schellinger	466242	Palmer	6.900 34T	6.400 29	10.500 5T	9.200 29T	9.300 12T	9.100 5T	51.400 21
22	666	Alexander Perretta	625884	Premier	8.100 27T	8.600 10	9.400 31	9.300 20T	7.300 32T	8.500 16T	51.200 22
23	640	Ryan Czech	958718	Palmer	6.200 38T	8.300 13T	9.900 17T	9.300 20T	8.300 26T	9.000 8T	51.000 23
24T	672	William Kastelic	512950	Premier	9.400 12T	8.200 15T	9.900 17T	9.400 14T	6.900 37	6.500 37	50.300 24T
24T	647	Cole Metzgar	962224	Premier West	8.600 22T	6.500 27T	8.600 35T	9.300 20T	8.800 20	8.500 16T	50.300 24T
26	619	Justice Humphreys	652557	Ultimate	9.200 14	7.000 23T	10.000 13T	9.100 33T	6.800 38	8.000 22T	50.100 26
27	654	Grant Kroll	581279	Premier West	7.400 31	7.600 21	10.300 9T	8.600 40	7.700 31	8.000 22T	49.600 27
28	630	Marc Cihlar	570322	Flving High	8.300 25T	6.200 32	9.600 24T	9.400 14T	8.600 21T	7.400 31	49.500 28
29T	638	Drake Woodward	647549	Champaign	9.100 15T	7.800 20	8.500 37	9.300 20T	7.100 35T	7.500 29T	49.300 29T
29T	649	Max Racutt	628274	Premier West	8.800 19T	6.100 33T	8.400 38	9.000 35T	8.400 25	8.600 15	49.300 29T
31	624	Owen Kams	509140	Ultimate	7.200 32	5.800 37	9.600 24T	8.900 37	8.200 28	9.100 5T	48.800 31
32T	665	Liam Schaffer	530454	Crystal Lake	6.700 37	8.200 15T	10.000 13T	9.000 35T	7.800 30	6.700 36	48.400 32T

2015 Paul Hamm Boys

Meet Results

Nov 20-22, 2015

Men / 6 / 6-10yrs
Session: 3

Rank	Num	Name								AA
		USAG # Gym								
32T	648	Cameron Rhymes 638275 Premier West	8.100 27T	5.000 38T	9.800 21T	9.900 2T	8.000 29	7.600 28	48.400 32T	
34	636	Krish Patel 559299 Bartlett	6.900 34T	5.900 36	9.800 21T	9.300 20T	8.900 19	7.300 32T	48.100 34	
35	625	Seamus Dunlap 508701 Elvina High	9.500 11	5.000 38T	8.600 35T	9.200 29T	8.500 23T	7.200 34	48.000 35	
36	669	Cael Brezina 634761 Premier	6.900 34T	6.100 33T	9.600 24T	9.500 9T	8.300 26T	7.500 29T	47.900 36	
37	635	William From 940083 Bartlett	7.500 30	6.000 35	9.600 24T	9.500 9T	7.100 35T	7.300 32T	47.000 37	
38	650	Hunter Brown 638271 Premier West	7.000 33	6.300 30T	8.700 34	9.500 9T	7.300 32T	8.100 20T	46.900 38	
39	610	Vincent Cerrentano 579306 Oak Lawn Pirouettes	6.200 38T	7.100 22	9.300 32	9.100 33T	6.600 39	6.000 39	44.300 39	
40	633	Nicholas Perkins 584729 American Eagles	3.500 40	4.900 40	7.500 40	8.700 38T	5.200 40	5.000 40	34.800 40	

2015 Paul Hamm Boys







Meet Results

Men / 6 / 11+yrs

Session: 3

Nov 20-22, 2015

Judge's Signatures

Rank	Num	Name	USAG #	Gym							AA
1	673	Christian Romero	627292	Gymkhana	11.000 1	10.200 1	11.400 1	9.600 4T	9.900 4	7.400 20	59.500 1
2	658	Randy Yonan	524211	Premier West	9.500 5	9.500 2	9.900 11T	9.500 9T	10.100 2	9.900 1	58.400 2
3	652	Zachary Taylor	581282	Premier West	7.800 17T	9.100 3T	10.700 2	9.600 4T	10.200 1	9.600 2	57.000 3
4	632	Tobias Foley	570325	Flving High	9.300 7	8.000 8T	9.900 11T	9.600 4T	10.000 3	9.000 6	55.800 4
5T	662	Max Bukala	505889	Premier West	10.200 2	8.700 6	9.400 18T	9.700 2T	8.800 15	7.900 15	54.700 5T
5T	606	Shane Eres	945729	Gym Snot	9.800 3T	8.800 5	9.900 11T	9.200 21T	8.300 19	8.700 9	54.700 5T
7	661	Tyler Clark	518733	Premier West	9.400 6	7.300 11	10.100 7T	9.300 18T	8.900 10T	8.800 8	53.800 7
8	670	Dominik Nalepa	588732	Premier	8.600 9T	8.000 8T	9.900 11T	9.800 1	9.400 5	7.500 17T	53.200 8
9	641	Nathan Johnson	958717	Palmer's	8.600 9T	7.000 13T	10.400 4	9.400 11T	8.500 18	9.200 3T	53.100 9
10	642	Sam Farrar	656290	Palmer's	7.800 17T	7.100 12	10.300 5	9.300 18T	9.200 8	9.200 3T	52.900 10
11	629	Genaro Giovingo Mino	519617	Flving High	8.400 13T	7.000 13T	10.200 6	9.200 21T	9.100 9	8.900 7	52.800 11
12	631	Carmen Conry	570324	Flving High	8.600 9T	7.800 10	10.100 7T	9.200 21T	8.900 10T	8.000 13T	52.600 12
13	603	Troy Banian	552724	Summit Gym	8.000 15	8.500 7	10.100 7T	9.700 2T	8.900 10T	7.200 21	52.400 13
14	628	Kirk Jones Jr.	465273	Flving High	9.200 8	5.100 27	9.700 17	9.600 4T	9.300 6T	8.500 11	51.400 14
15	621	Michael Domke	652554	Ultimate	7.400 19T	6.600 17T	9.800 15T	9.400 11T	8.900 10T	9.100 5	51.200 15
16	643	Max Pajer	654938	Palmer's	7.400 19T	6.300 23T	10.600 3	9.400 11T	8.900 10T	8.400 12	51.000 16
17	602	Jacob Hazen	596711	Summit Gym	8.500 12	6.500 20T	10.000 10	9.000 28T	8.700 16	7.500 17T	50.200 17
18	639	Brandon Kurecki	471601	Champaign	7.900 16	6.900 15	9.300 20T	9.400 11T	8.600 17	8.000 13T	50.100 18
19	622	Grady Georgia	574666	Ultimate	7.400 19T	6.500 20T	9.300 20T	9.600 4T	7.700 21T	8.600 10	49.100 19
20	611	Cooper Rhoads	1010087	IK	9.800 3T	6.600 17T	9.000 23T	9.000 28T	6.300 27T	7.800 16	48.500 20
21	663	Max Fuerholzer	478904	Crystal Lake	7.400 19T	9.100 3T	9.800 15T	9.400 11T	7.200 24	5.300 29	48.200 21
22	601	Nick Hamilton	646095	Summit Gym	7.100 23	6.400 22	9.200 22	9.100 26T	9.300 6T	6.800 23	47.900 22
23	609	Kyle Massel	472459	Gym Snot	8.400 13T	5.600 26	9.000 23T	9.400 11T	7.500 23	7.500 17T	47.400 23
24	618	Mateusz Piszczek	1017729	Elmhurst Gymnastics	6.200 24	6.300 23T	8.700 26	9.300 18T	6.700 26	6.400 25	43.600 24
25	613	Nolan Fazzini	1016794	Elmhurst Gymnastics	5.500 25T	6.000 25	8.000 29	9.200 21T	7.700 21T	6.500 24	42.900 25
26	607	Ryan White	620455	Gym Snot	5.500 25T	6.600 17T	7.800 30	9.400 11T	6.300 27T	7.000 22	42.600 26
27	634	Cole Chinske	482143	American Eagles	5.000 29	5.000 28T	8.200 28	8.800 30	7.100 25	6.200 26	40.300 27
28	664	Gavin Mari	478905	Crystal Lake	5.200 27T	5.000 28T	8.500 27	9.200 21T	5.600 29	5.700 27	39.200 28
29	617	Patrick Kimbler	946353	Elmhurst Gymnastics	— 30	6.700 16	9.400 18T	9.500 9T	7.900 20	5.500 28	39.000 29
30	614	Christian Llerena	1016790	Elmhurst Gymnastics	5.200 27T	4.500 30	8.800 25	9.100 26T	5.500 30	4.500 30	37.600 30







2015 Paul Hamm Boys

Team Results

Nov 20-22, 2015

Men / 6 / All Ages

Session: 3

Rank	Gym	Team	Score						
1	Premier West	1	180.70	30.300 1	28.200 1	32.600 1	29.300 1	30.800 1	29.500 1
2	Premier	1	171.70	29.300 2	26.300 2	30.300 3	29.100 2	29.600 2	27.100 3
3	Elving High	1	165.00	28.000 3	22.800 4	30.200 4T	28.600 4	29.000 3	26.400 5
4	Ultimate	1	161.60	26.600 5T	22.300 6T	30.200 4T	28.400 5	27.300 5	26.800 4
5	Palmers	1	160.70	23.800 7	22.400 5	31.500 2	28.100 6	27.400 4	27.500 2
6	Gym Spot	1	155.90	27.300 4	23.300 3	28.500 6	28.700 3	24.900 6	23.200 7
7	Champaign	1	151.00	26.600 5T	21.200 9	28.300 7T	28.000 7T	23.000 8	23.900 6
8	Elmhurst Gymnastics	1	143.80	21.800 8	22.000 8	26.900 9	28.000 7T	24.200 7	20.900 8
9	Crystal Lake	1	135.80	19.300 9	22.300 6T	28.300 7T	27.600 9	20.600 9	17.700 9

2015 Paul Hamm Boys







Meet Results

Men / 7 / 9-10yrs

Session: 4

Nov 20-22, 2015

Judge's Signatures

Rank	Num	Name	USAG #	Gym							AA
1	704	Kai Uemura	517698	Lakeshore Gymnastics	11.300 3T	12.000 1	11.300 1	12.600 2	11.300 1	12.200 1	70.700 1
2	705	Maurice Thomas	517694	Lakeshore Gymnastics	12.200 1	11.400 2	10.400 5T	11.800 11T	10.900 3	11.200 2T	67.900 2
3	702	Jack Barden	549420	Lakeshore Gymnastics	10.800 5	10.900 3T	11.100 2	12.500 3	10.600 5T	11.000 4	66.900 3
4	703	Alec Peterson	554503	Lakeshore Gymnastics	11.800 2	10.700 5T	10.400 5T	12.000 8	11.000 2	10.900 5	66.800 4
5	701	Erik Bussmann	485337	Lakeshore Gymnastics	10.500 6	10.900 3T	10.800 4	13.000 1	10.300 8	11.200 2T	66.700 5
6	706	Kavan Puri	517683	Lakeshore Gymnastics	11.300 3T	10.700 5T	10.900 3	12.300 4	10.400 7	10.000 7	65.600 6
7	725	Diego Leautaud	511087	Gymkhana	9.800 9	9.000 10T	10.300 8	12.100 6T	10.600 5T	10.700 6	62.500 7
8	719	Tyler Williams	634772	Premier	10.400 7	9.200 8T	10.400 5T	12.100 6T	10.700 4	8.900 11	61.700 8
9	723	Jimmy Hawksworth	503001	Premier	9.900 8	9.000 10T	9.700 9	12.200 5	9.800 10	9.500 8	60.100 9
10	707	David Grossman	589147	Gym Spot	9.400 10T	9.200 8T	9.600 10	11.900 9T	9.300 11T	9.300 10	58.700 10
11	718	John Blakey	635887	Premier	9.400 10T	8.800 14	9.100 13T	11.700 13	8.800 13	7.900 13	55.700 11
12	721	Benjamin Mears	532048	Premier	8.400 12T	7.800 16	8.900 15	11.500 14T	9.300 11T	8.700 12	54.600 12
13	708	Elijah Medina	572120	Gym Spot	8.400 12T	8.500 15	9.100 13T	11.800 11T	8.400 15T	6.000 15	52.200 13
14	712	Andrew Levine	637758	Elmhurst Gymnastics	8.100 15	8.900 12T	8.100 17	11.400 16	8.600 14	7.000 14	52.100 14
15	724	Matthew Ballard	581939	Premier	8.400 12T	8.900 12T	9.400 11T	11.500 14T	7.700 17	5.000 16	50.900 15
16	722	Ryan Johnson	512949	Premier	- 17	10.100 7	9.400 11T	11.300 17	10.100 9	9.400 9	50.300 16
17	716	Matthew Cihlar	518266	Flying High	7.900 16	6.000 17	8.800 16	11.900 9T	8.400 15T	- 17	43.000 17

2015 Paul Hamm Boys







Meet Results

Men / 7 / 11+

Nov 20-22, 2015

Session: 4

Judge's Signatures

Rank	Num	Name	USAG #	Gym							AA
1	710	Charlie Cripe	637732	Elmhurst Gymnastics	9.900 1	8.900 2T	8.600 6T	12.500 1	8.700 2T	9.000 1	57.600 1
2	715	Marty Lanigan	628277	Flving High	9.300 2	6.700 7T	9.200 2	11.700 3T	9.100 1	7.400 2	53.400 2
3	709	Ryan Suarez	567813	Gym Spot	8.000 7	8.300 4T	9.500 1	11.700 3T	7.600 6	5.900 4	51.000 3
4	711	Dominic Milazzo	637762	Elmhurst Gymnastics	8.800 4	8.000 6	9.000 3	11.400 6T	6.700 8	6.400 3	50.300 4
5	713	Owen Bigler	637731	Elmhurst Gymnastics	8.400 5	8.300 4T	8.600 6T	11.500 5	8.700 2T	4.000 5	49.500 5
6	720	Naga Sai Nitta	578998	Premier	9.200 3	9.600 1	8.800 4	11.400 6T	8.000 5	— 6T	47.000 6
7	714	Alexander Paras	518272	Flving High	8.300 6	8.900 2T	8.700 5	12.000 2	8.500 4	— 6T	46.400 7
8	717	Ryan Swatscheno	651107	Crystal Lake	6.800 8	6.700 7T	8.300 8	10.900 8	7.400 7	— 6T	40.100 8







2015 Paul Hamm Boys

Team Results

Nov 20-22, 2015

Men / 7 / All Ages

Session: 4

Rank	Gym	Team	Score						
1	Lakeshore Gymnastics	1	208.80	35.300 1	34.300 1	33.300 1	38.100 1	33.200 1	34.600 1
2	Premier	1	182.50	29.700 2	28.900 2	29.500 2	36.000 2	30.600 2	27.800 2
3	Gym Spot	1	161.90	25.800 3	26.000 3	28.200 3	35.400 3	25.300 3	21.200 3